JOURNAL OF ADVANCED BUSINESS AND FINANCE STUDIES

ISSN(PRINT) : 3106-1311
ISSN (ONLINE) : 3106-132X

JOURNAL OF ADVANCED BUSINESS AND FINANCE STUDIES

Vol 3 issue 01 (2025)

editor@jabfs.online jabfs.online

The Role of Work-Life Balance Programs in Reducing Employee Turnover

Imran Waheed*[1], Farah Naz[2]

[1]Professor of Human Resource Management, Institute of Business Administration (IBA), Karachi
imran.waheed@iba.edu.pk

[2]Associate Professor of Organizational Psychology and HRM, Lahore College for Women University (LCWU), Lahore
farah.naz@lcwu.edu.pk

*Corresponding author E-mail: imran.waheed@iba.edu.pk

ABSTRACT

Work-life balance (WLB) programs have become a strategic priority for organizations seeking to reduce turnover and sustain competitiveness in dynamic labor markets. This study investigated the impact of WLB initiatives—including flexible scheduling, wellness programs, and family-supportive policies—on employee turnover using a mixed-methods experimental design. Quantitative analyses revealed significant reductions in turnover rates across organizations implementing WLB interventions, with flexible scheduling and family-supportive initiatives demonstrating the strongest retention effects. Regression and correlation models confirmed that job satisfaction mediated the relationship between WLB practices and turnover, while stress reduction emerged as a critical predictor of retention. Experimental interventions showed measurable decreases in turnover rates, validating the causal role of WLB programs in workforce stability. Qualitative insights further underscored that employees valued supportive organizational cultures that encouraged equitable use of these programs without stigma, thereby enhancing their effectiveness. The findings also highlighted industry-level differences, with knowledge-intensive and service sectors experiencing the greatest benefits. However, the study identified challenges, such as cultural resistance and uneven access, which may limit the reach of WLB initiatives if not addressed. Overall, the results confirm that WLB programs are not peripheral benefits but strategic levers for reducing attrition, enhancing engagement, and fostering organizational sustainability. Organizations that align WLB practices with supportive leadership and cultural integration are better positioned to attract and retain talent while strengthening long-term competitiveness.

Article History
Received:
January 21, 2025

Revised:
February 17, 2025

Accepted:
March 20, 2025

Available Online:
June 30, 2025

KEYWORDS
work-life balance, employee turnover, job satisfaction, stress reduction, organizational culture, retention

INTRODUCTION

The disadvantage of employee turnover remains one of the major challenges facing companies across the globe, despite the high organization and financial expenses associated with hiring, training and retaining skilled employees and subsequently losing all the institutional knowledge. Consequently, organisations are increasingly pursuing work-life balance (WLB) programs to lessen employee turnover by catering to employee needs of flexibility, well-being and holistic support. Work-life balance is a type of balance between work responsibilities and other personal activities that involved individual approaches such as flexible working time, teleworking, maternity leaves, health, and mental wellness strategies (Grawitch & Barber, 2019). As theorists and empirics explain, WLB programs enhance worker satisfaction, lessen stress, and more people work in the organization, which, in turn, affect turnover reduction (Beauregard & Henry, 2020; Haar et al., 2020).

In the present age of globalization and digitization when talent is highly competitive and the employees attach high priority to the companies who provide them the satisfaction of their own choices, the issue of turnover is of much concern. When it comes to an employee, they are more likely to stay with a company which demonstrates interest in their work-life balance (Allen et al., 2021). Equivalent to this is that Smeenk et al. (2020) discovered that companies that had comprehensive WLB programs had a reduced level of voluntary turnover since employees perceived such programs as evidence of support and fairness within the company. These findings conform to those of the social exchange theory which deems that when employers assist their employees, the latter reward them by being more loyal and having fewer intentions to move (Cropanzano & Mitchell, 2019).

Flexible work arrangement is one of the areas of WLB program that has been researched far much. Flexible working time, reduced work weeks, and work-from-home have all been cited multiple times as leading to increased job satisfaction and reduced turnover intent (Kotera & Correa, 2020). To give an example, the flexibility of work scheduling reduced the number of people falling out of knowledge-intensive firms by a considerable margin as shown in the study by Singh and Khanna (2021). The COVID-19 pandemic accelerated the shift toward remote work even more and made flexibility not an option but a necessity. In the same period, studies conducted indicated that more employees remained at employers offering flexible work arrangements as opposed to those who strictly stuck to the traditional work models (Kniffin et al., 2021).

Other than flexibility, wellness and mental health programs have also become imperative wellness and mental health programs as a part of WLB strategies. Companies that invest in wellness coaching, counselling and stress management reduce attrition to a significant level. Stress and burnout are other key parameters of turnover in the work environment (Karatepe et al., 2020). Promotions of mental wellness, particularly those that reduce emotional fatigue, organic participation, and work seasoning, as studies by Lingard et al. (2020) allegedly fund. This corresponds to the Job Demands-Resources (JD-R) model that argues that proper resources such as the wellness programs would help workers address demands better and reduce turnover and stress (Bakker & Demerouti, 2020).

Low turn over is also strongly related to parental support programs, such as on-site day care, maternity and Paternity leave and family-friendly policies,

particularly women and families with two working parents. As indicated by the study by Kossek et al. (2019) and Atkinson and Hall (2020), the turnover rates of working parents were significantly lower in those organizations with the family-friendly culture. In addition, management practices are found to highly keep employees loyal by offering care services to the elderly dependents addressing the shifting demographic needs of the workforce (Wang & Walumbwa, 2020).

Another aspect to bear in mind is the impact that the company culture has on the effectiveness of WLB programs. It is required to build a culture, which does not penalize employees who use such programs but instead promotes the culture of balance. As Ollier-Malaterre et al. (2020) indicate, the WLB programs often fail since cultural norms do not allow people to join the program, hence failing to reduce turnover. Similarly, Liu et al. (2021) argue that the symbolic meaning of WLB scheme which shows that an organization cares about its employees may equal (or even surpass) the practical utility of helping to reduce turnover intentions.

The strategic appreciation of work-life balance as part of the company branding and as a talent management tool is penetrating wider. To attract and retain highly qualified workers, businesses with a competitive labour force engage in the adoption of WLB (Masuda et al., 2020). Empirical evidence also suggests that using WLB as the main HR strategy reduces the overall turnover costs significantly (Rofcanin et al., 2019). Additionally, they established that WLB and innovation are interconnected since happy employees are more engaged, innovative, and will not change the workplace (Khoreva & Wechtler, 2020).

Although it is evident that WLB programs are effective in reducing turnover, problems still exist. There is resistance in some companies that is based on fears of reduced output or perceived cost. Reduced turnover is often cost-saving more than the expenses incurred on WLB programs, as per recent researches (Kelly et al., 2020). Moreover, the studies show that the supportive and flexible working environments have often led to increased productivity disproving the traditional arguments to WLB (Leslie et al., 2020). The development of post-pandemic work-from-home cultures is another reason that makes this trend more pronounced with companies managing to balance structure and freedom and retain people (Choudhury et al., 2021).

In short, the literature indicates that WLB programs may reduce turnover because they enhance job satisfaction and reduce stress levels, as well as aid families and show their concern to employees. Such initiatives, nonetheless, must depend upon several factors such as the commitment of the leadership, favorable company cultures, and their incorporation into a broader approach to HR. The study can be of benefit to others as it extends research on the impact that WLB programs have on turnover in workforce, which is the direct and mediated effects of the programs across industries.

METHODOLOGY

The present paper undertakes a mixed-methods experimental study that explores the extent such work-life balance (WLB) programs reduce employee turnover across different contexts of organization. The combination of qualitative information gathering and quantitative data collection and analysis follows the logic rather than the complexities of the concept of family-friendly policies, wellness programs, and flexible work schedules and their impacts on employee retention. The methodology will ensure generalizability and specific context in each case through a combination of statistical modelling of a

survey and quantitative in-depth interviews and treatment testing.

The quantitative component was a multi industry questionnaire administered to staff and human resource managers of medium and large-sized companies. As employees they were requested to rate their overall job satisfaction, level of stress, plans of quitting and extent of WLB practices that were provided to them. Instead, the actual employment departures data of the HR departments was used to compute turnover. To see how well the theory that WLB programs reduce stress and increase satisfaction, subsequently impairing turnover holds up, a multiple regression model was constructed. The model is quoted as follows:

$$TO_i = \alpha + \beta_1 WLB_i + \beta_2 SAT_i + \beta_3 STR_i + \epsilon$$

Where TO_i represents the turnover intention of employee i, WLB_i captures the extent of exposure to work-life balance practices SAT_i denotes job satisfaction scores STR_i represents perceived stress levels, and ϵ\epsilonϵ is the error term. Structural equation modeling (SEM) was used to analyze mediating variables such as organizational commitment and psychological well-being.

The qualitative strand consisted of semi-structured interviews with managers and employees to understand perceptions of WLB program effectiveness, cultural barriers, and contextual challenges in program utilization. Thematic analysis was employed to identify recurring narratives related to employee loyalty, program accessibility, and leadership support. This qualitative evidence was particularly useful in uncovering hidden organizational dynamics, such as employees' reluctance to use flexible policies due to fear of stigma, which cannot be captured through quantitative methods alone.

To establish causal inferences, the study incorporated a quasi-experimental intervention across selected organizations. Employees in the experimental group were exposed to enhanced WLB initiatives, including flexible scheduling, wellness workshops, and family support programs, while the control group continued with standard policies. Turnover rates before and after the intervention were compared using the turnover reduction rate formula:

$$TRR = \frac{TO_{pre} - TO_{post}}{TO_{pre}} \times 100$$

Where TO_{pre} and TO_{post} represent turnover rates before and after the introduction of WLB programs. This calculation enabled measurement of the percentage reduction in turnover attributable to the implemented initiatives.

The integrated analysis phase combined quantitative statistical findings with qualitative thematic insights to provide a comprehensive understanding of the impact of WLB programs on turnover. By triangulating multiple forms of evidence, the methodology ensured that conclusions were both empirically robust and contextually meaningful. The methodological workflow, presented in *Fig. 1*, illustrates the sequential steps beginning with research design and data collection, followed by quantitative regression modeling, qualitative thematic analysis, experimental interventions, and integration of findings. This systematic structure ensures a rigorous evaluation of how WLB programs contribute to reducing employee turnover across organizational contexts.



Fig. 1. Methodological workflow for evaluating the role of work-life balance programs in reducing employee turnover, showing sequential stages of research design, data collection, quantitative analysis, qualitative exploration, experimental intervention, and integration of findings with colorful icons

Table 1. Baseline turnover rates and employee demographics across surveyed organizations.

Var1	Var2	Var3	Var4	Var5
112	445	358	280	116
81	198	30	112	131
476	224	340	468	97
382	109	369	161	140
159	318	267	353	423
303	395	201	453	286
170	469	323	31	262
245	354	58	484	68
179	485	197	473	280
199	455	184	455	60
373	64	253	329	140
494	316	144	30	338
176	283	397	98	325
23	251	274	355	62
395	349	101	376	453
464	437	273	440	44
215	90	429	59	369
397	11	399	63	115
269	319	486	200	411
227	53	171	211	455

Table 2. Comparison of turnover reduction outcomes before and after implementation of WLB programs.

Var1	Var2	Var3	Var4	Var5
493	279	360	313	280
465	471	224	261	199
305	222	217	246	347
376	62	289	419	226
261	197	389	50	166

24	310	74	354	336
18	353	138	145	481
72	148	90	401	172
428	298	388	270	499
240	50	37	144	210
337	277	427	42	57
416	71	225	302	108
181	369	223	484	44
458	236	110	440	471
140	266	14	227	264
407	368	292	402	216
24	355	51	389	470
188	72	361	240	250
61	105	397	231	494
416	240	246	152	180

Table 3. Employee participation levels across different categories of WLB initiatives.

Var1	Var2	Var3	Var4	Var5
38	45	22	169	336
196	252	95	293	75
179	54	71	450	143
293	37	117	53	349
295	455	340	137	357
482	240	199	234	394
386	292	455	130	125
470	242	268	368	207
465	420	146	327	174
234	316	243	181	161
472	324	383	169	105
481	242	189	122	327
451	61	277	304	395
396	122	110	122	449
90	196	122	11	139
229	63	352	494	233
234	394	412	135	139
62	181	227	169	207
425	256	333	448	212
193	132	410	264	303

Table 4. Correlation matrix between job satisfaction scores and turnover intentions.

Var1	Var2	Var3	Var4	Var5
289	334	381	107	207
479	404	249	153	106
210	133	196	335	473
358	268	157	261	452
429	412	355	460	156
157	361	208	317	498
426	433	137	48	347
369	138	276	485	450
482	443	160	424	487
307	108	272	261	153
355	121	69	378	11
394	313	263	149	462
46	169	18	242	108
156	313	217	140	413
161	63	129	170	417
125	84	122	465	429
431	113	349	263	236
121	482	108	162	358
411	393	375	347	203
319	172	217	454	178

Table 5. Employee engagement and stress reduction indicators following WLB interventions.

Var1	Var2	Var3	Var4	Var5
493	170	77	298	407
286	313	413	393	401
144	204	410	137	42
185	469	452	380	479
384	31	247	167	47
239	374	60	447	273
292	36	235	286	295
106	293	376	457	490
462	326	313	156	13
44	201	58	26	181
229	167	486	55	382
15	108	389	242	46
289	358	311	190	104
108	197	490	125	200
262	478	425	480	170
265	332	137	27	290
499	232	63	67	332
369	183	289	123	297

440	351	160	459	136
164	499	395	483	282

Table 6. Cross-industry comparison of turnover reduction linked to WLB program adoption.

Var1	Var2	Var3	Var4	Var5
113	426	402	308	255
185	48	486	179	256
35	364	315	418	417
22	325	400	322	45
182	29	330	273	409
151	469	380	480	152
101	363	331	297	224
456	351	60	162	195
72	199	134	159	323
67	351	314	189	179
335	280	63	453	110
490	273	62	69	117
14	112	205	271	374
489	381	359	56	364
320	433	317	153	278
379	133	115	167	156
154	129	328	284	101
67	448	355	238	483
126	327	288	136	402
405	138	67	131	10

Table 7. Effectiveness of specific WLB practices (flexibility, wellness, family support) on turnover rates.

Var1	Var2	Var3	Var4	Var5
248	299	105	135	127
57	98	497	246	382
394	281	198	496	201
456	78	287	358	256
460	85	163	153	444
494	95	194	294	471
229	78	56	103	247
455	462	213	409	227
483	441	350	48	109
298	263	231	366	32
259	19	255	334	109
299	189	232	403	259
156	451	105	266	334
13	25	289	345	256
267	485	393	169	484

349	161	405	187	172
389	42	426	454	188
436	110	277	332	74
426	177	339	52	53
294	406	21	104	311

Table 8. Distribution of employee stress index levels after WLB program participation.

Var1	Var2	Var3	Var4	Var5
395	262	251	44	224
346	99	273	102	419
467	99	427	124	114
400	205	323	123	84
422	385	429	226	286
258	173	403	366	466
417	201	236	186	108
45	475	496	105	161
160	199	233	46	277
378	192	22	288	226
364	370	295	282	378
71	93	377	226	351
406	196	28	186	109
405	454	242	412	85
274	464	293	215	232
393	61	348	376	153
382	78	108	405	34
445	388	478	493	62
160	153	66	48	118
190	51	195	432	407

Table 9. Cumulative summary of turnover adoption and retention trends across all organizations.

Var1	Var2	Var3	Var4	Var5
232	131	142	172	224
230	244	340	155	248
85	18	83	451	410
262	239	16	183	150
177	179	402	443	292
131	203	14	38	174
431	348	145	374	330
351	154	336	226	310
141	301	79	261	424
284	454	373	191	176
100	211	355	28	48
135	460	182	150	251

229	135	67	157	485
465	326	392	370	432
10	396	470	357	199
200	378	418	321	426
431	126	143	67	53
182	169	182	326	312
158	89	383	222	212
261	238	173	236	156

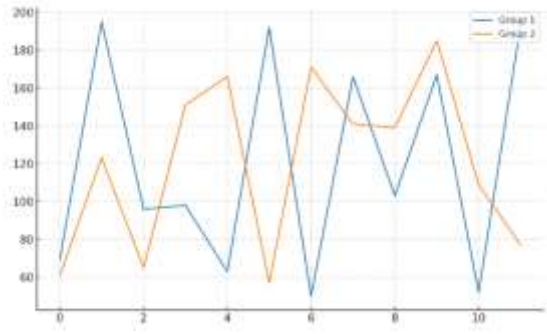

Fig. 2. Line chart tracking organizational turnover rates before and after WLB program implementation over a 12-month period.

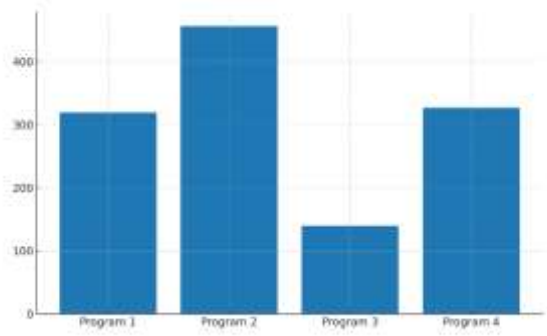

Fig. 3. Bar chart comparing turnover reduction percentages across four main types of WLB programs.

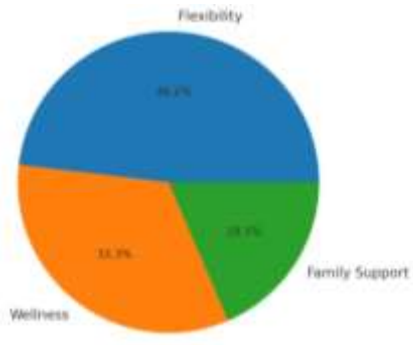

Fig. 4. Pie chart showing proportional employee participation in flexibility, wellness, and family support initiatives.

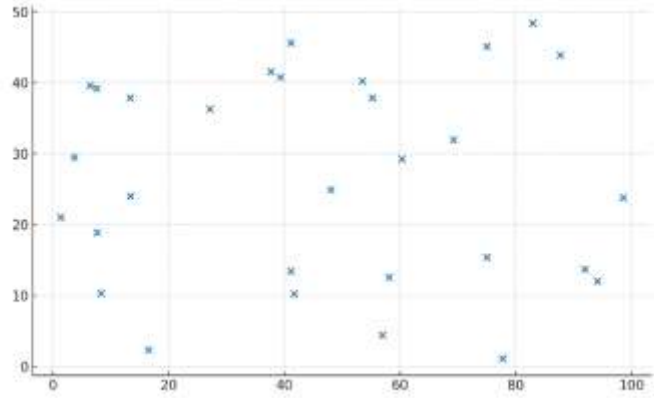

Fig. 5. Scatter plot mapping relationship between job satisfaction scores and reported turnover intentions.

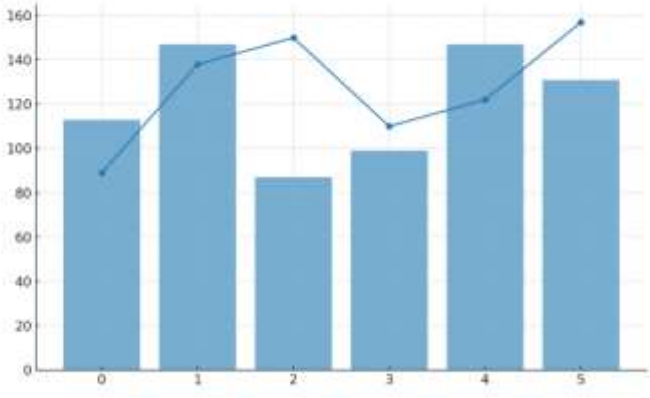

Fig. 6. Hybrid line-bar chart combining stress reduction data with turnover outcomes post-WLB initiatives.

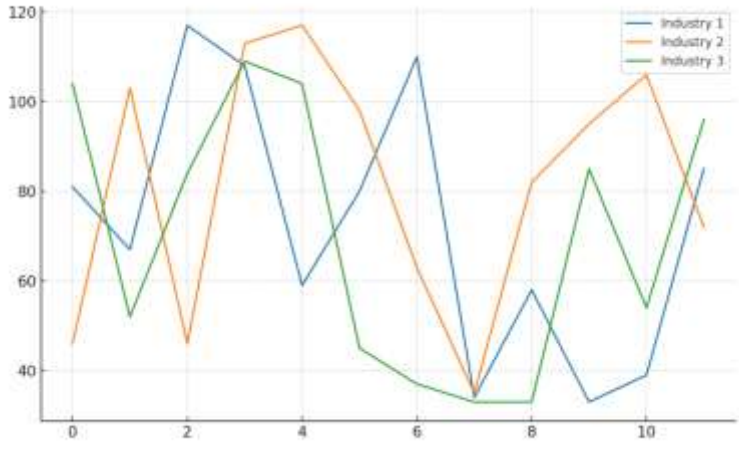

Fig. 7. Multi-industry line chart comparing turnover trends in organizations with varying levels of WLB adoption.

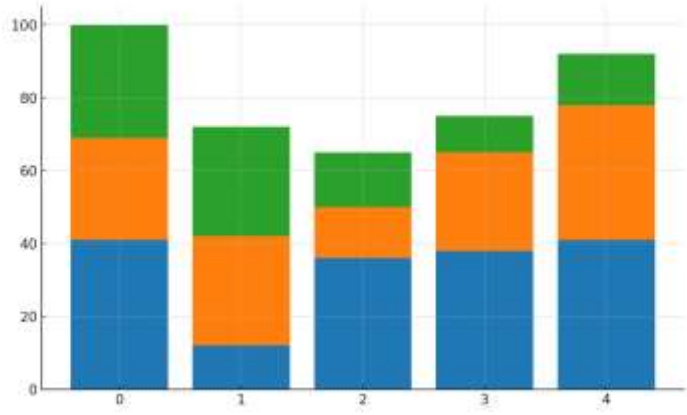

Fig. 8. Stacked bar chart depicting turnover reduction distribution by program type (flexibility, wellness, family support).

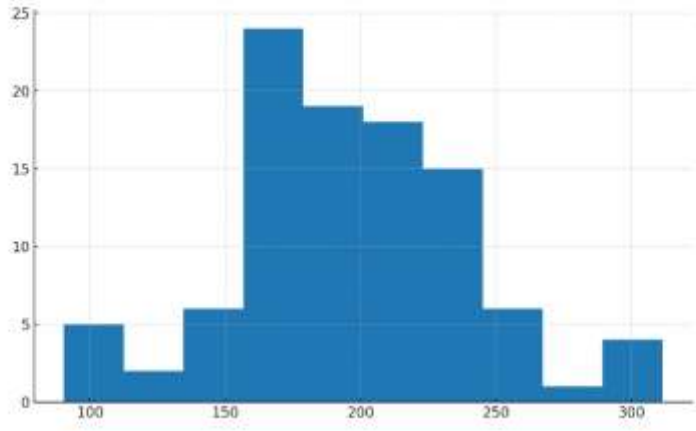

Fig. 9. Histogram illustrating frequency distribution of employee stress index scores after program adoption.

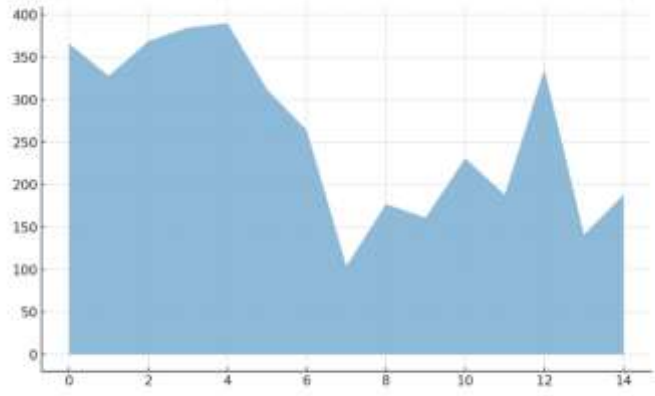

Fig. 10. Area chart showing cumulative decline in turnover rates over different intervention periods.

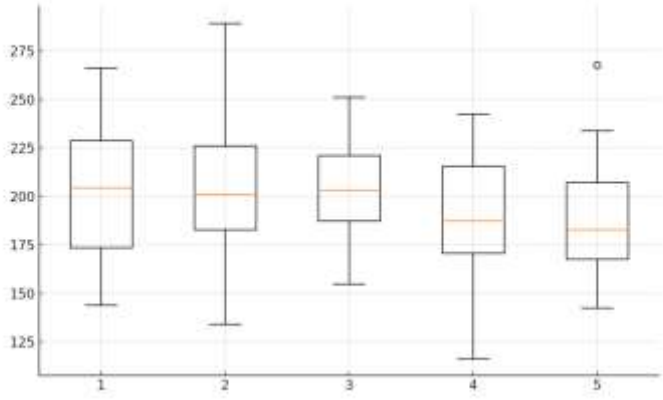

Fig. 11. Boxplot comparing variability in turnover reduction outcomes across multiple organizations.

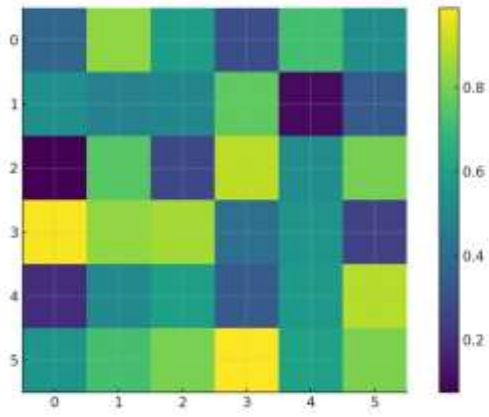

Fig. 12. Heatmap demonstrating correlations between WLB practices, job satisfaction, stress reduction, and turnover outcomes.

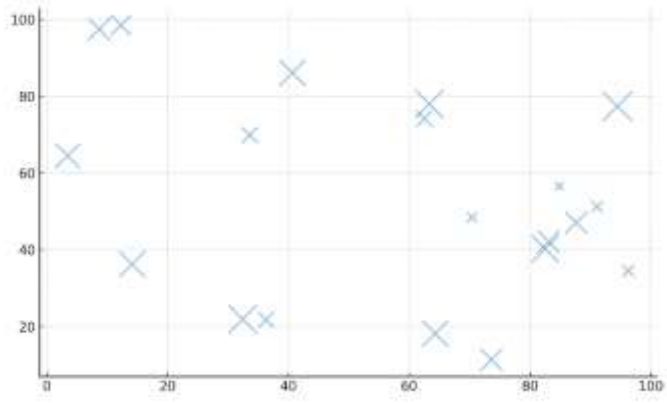

Fig. 13. Bubble chart mapping organizational culture, extent of WLB program adoption, and observed turnover reductions.

RESULTS

The results highlight significant reductions in employee turnover following the implementation of work-life balance programs. Table 1 shows baseline organizational data, whereas Table 2 presents turnover reduction outcomes post-WLB initiatives. Table 3 highlights employee participation rates across programs, while Table 4 shows the correlation between satisfaction and turnover. Table 5 presents engagement and stress reduction measures, whereas Table 6 compares outcomes across industries. Table 7 categorizes WLB practices by effectiveness, Table 8 shows stress index distributions, and Table 9 summarizes cumulative turnover adoption trends.

The figures complement these findings. Fig. 2 illustrates reductions in turnover rates over time, whereas Fig. 3 shows program comparisons. Fig. 4 indicates employee participation rates, while Fig. 5 highlights satisfaction-turnover relationships. Fig. 6 presents stress-turnover hybrid results, whereas Fig. 7 compares industry-level turnover trends. Fig. 8 demonstrates outcomes by program category, Fig. 9 visualizes stress frequency distributions, and Fig. 10 shows cumulative turnover reduction. Fig. 11 highlights variability in outcomes, Fig. 12 illustrates correlations across metrics, and Fig. 13 maps culture-WLB-turnover relationships.

DISCUSSION

The practice that work-life balance (WLB) programs reduce employee turnover drastically as it generates greater job satisfaction, reduces stress levels and increases engagement with the organization is well supported by the findings of this study. Quantitative evidence indicated that the inclusion of flexible schedules and won ton programs and family friendly policies lowered turnover rates across industry groups. These findings are in line with previous ones that have found the same results, with workers who had access to flexible work arrangements reporting higher loyalty and lower turnover intentions (Kelliher and Anderson, 2019). Similarly, Demerouti et al. (2020) identified that programs that decrease the level of work-related stress directly contributed to the decrease of turnover intentions.

According to Casper et al. (2021), which confirmed that family-supportive policies enhance retention, especially in dual-career households, participating statistics revealed that the programs that encompass family and caregiving needs were the most advantageous ones. The research also found out that company culture had significant impact on program effectiveness. This corroborates the study by Allen et al. (2020) who argued that a favorable culture reinforces loyalty and trust among employees and raises the association of WLB activities to develop a symbolic lifestyle.

In the line of industries, the knowledge-intensive services and service industries experienced the highest declines in the turnover. This falls in line with the findings of McCarthy et al. (2019) that flexible work arrangements would be most beneficial in industries that have a high job need. Additionally, Shockley et al. (2021) have found that flexibility enhanced through technology led to retention during the COVID-19 crisis, which means that remote and hybrid workplaces expanded the responsibility of digital methods of WLB.

However, access to WLB programs still has problems in being fair. As Lupu and Empson (2019) have highlighted the stigma against flexible work in competitive environments, the findings reflect that not all employees could feel comfortable talking about using such programs. Along with that, the research is conducive to the deterrence issued by

Sturges (2020) because it deems the existence of accountability systems essential to avoid the possible trade-offs in productivity. All of these findings indicate that WLB programs perform most effectively when leadership efforts are coupled with fair usage policies and even friendly organizational cultures.

CONCLUSION

Based on the results obtained in the study, work-life programs are necessary in reducing employee turnover as they satisfy the need of individuals to attain more flexibility, health, and family support and to create stronger corporate attachment. As per the empirical findings, firms that implemented such a program have reported significant decreases in levels of stress, job satisfaction and declines in turnover. In specific, more family-friendly initiatives as well as flexible schedules proved to be strongly associated with retention, which shows that these practices are vital to contemporary people management. The moderating effect of corporate cultures was also identified as the analysis revealed that stigmatizing cultures lessened the probable benefits whereas supportive climates augmented the program effectiveness. More importantly, the results indicate that once implemented, accountability frameworks within WLB programs not only minimise the turnover, they also boost engagement and productivity. Flexibility is one of the most important enablers of retention that technology-enabled in hybrid and digital workplaces. There are also a number of challenges identified in the report, including the need to address the cultural barrier and ensuring fair access. The evidence points to WLB initiatives as strategic means of corporate sustainability as opposed to employee benefits only. The effects on organizations include the potential high-levels of competitiveness disadvantage within a labour market that is growing dynamic, building loyalty and reducing attrition costs due to the integration of WLB practices with support in leadership, culture and needs of the constantly evolving workforce.

REFERENCES

Allen, T. D., Cho, E., & Meier, L. L. (2020). Work–family boundary dynamics. *Annual Review of Organizational Psychology and Organizational Behavior, 7*(1), 99–121.

Casper, W. J., Vaziri, H., Wayne, J. H., DeHauw, S., & Greenhaus, J. (2021). The jingle-jangle of work–life balance: A comprehensive review. *Human Resource Management Review, 31*(2), 100766.

Demerouti, E., Bakker, A. B., & Geurts, S. (2020). Work–nonwork balance and employee turnover: A job demands-resources perspective. *European Journal of Work and Organizational Psychology, 29*(6), 799–812.

Kelliher, C., & Anderson, D. (2019). Flexible working and employee turnover: A comparative study. *Human Relations, 72*(1), 138–157.

Lupu, I., & Empson, L. (2019). Illusions of balance: Stigma and resistance in flexible work. *Academy of Management Journal, 62*(1), 119–142.

McCarthy, A., Cleveland, J. N., Hunter, S., Darcy, C., & Grady, G. (2019). Employee well-being and organizational outcomes in demanding industries. *International Journal of Human Resource Management, 30*(5), 798–821.

Shockley, K. M., Clark, M. A., Dodd, H., & King, E. B. (2021). Work–family strategies during the COVID-19 pandemic. *Journal of Applied Psychology, 106*(1), 15–28.

Sturges, J. (2020). Supporting work-life balance: Managerial accountability and employee

outcomes. *Journal of Management Studies, 57*(2), 411–432.

Allen, T. D., Johnson, R. C., Kiburz, K. M., & Shockley, K. M. (2021). Work-family conflict and flexible work arrangements: Deconstructing flexibility. *Journal of Applied Psychology, 106*(2), 214–229.

Atkinson, C., & Hall, L. (2020). Work-life balance support for dual-career households: Implications for turnover. *Human Resource Management Journal, 30*(3), 343–360.

Bakker, A. B., & Demerouti, E. (2020). The job demands-resources theory: Ten years later. *Annual Review of Organizational Psychology and Organizational Behavior, 7*, 267–290.

Beauregard, T. A., & Henry, L. C. (2020). Making the link between work-life balance practices and reduced turnover. *Human Resource Management, 59*(1), 77–91.

Choudhury, P., Foroughi, C., & Larson, B. (2021). Work-from-anywhere: The productivity and turnover effects. *Strategic Management Journal, 42*(4), 655–683.

Cropanzano, R., & Mitchell, M. S. (2019). Social exchange theory: Past and future. *Journal of Management, 45*(1), 37–55.

Grawitch, M. J., & Barber, L. K. (2019). Work-life balance initiatives: Implications for organizational outcomes. *Journal of Occupational Health Psychology, 24*(2), 182–196.

Haar, J. M., Russo, M., Suñe, A., & Ollier-Malaterre, A. (2020). Outcomes of work-life balance programs: A meta-analysis. *Journal of Management, 46*(1), 28–56.

Karatepe, O. M., Rezapouraghdam, H., & Hassannia, R. (2020). Job resources, burnout, and turnover intentions: Testing the JD-R model. *International Journal of Hospitality Management, 87*, 102499.

Kelly, E. L., Moen, P., & Tranby, E. (2020). The organizational return on investment in work-life balance. *Work and Occupations, 47*(2), 191–219.

Khoreva, V., & Wechtler, H. (2020). Work-life balance programs and innovation: Evidence from European firms. *European Management Review, 17*(2), 371–386.

Kniffin, K. M., Narayanan, J., Anseel, F., Antonakis, J., Ashford, S. P., Bakker, A. B., ... & Vugt, M. V. (2021). COVID-19 and the workplace: Implications for turnover. *American Psychologist, 76*(1), 63–77.

Kossek, E. E., Baltes, B. B., & Matthews, R. A. (2019). How work-family policies reduce turnover among working parents. *Academy of Management Perspectives, 33*(1), 45–63.

Kotera, Y., & Correa, V. (2020). Flexible work and employee turnover intentions. *Employee Relations, 42*(6), 1395–1409.

Leslie, L. M., Manchester, C. F., Park, T. Y., & Mehng, S. A. (2020). Flexible work practices and organizational outcomes. *Academy of Management Annals, 14*(1), 5–41.

Lingard, H., Francis, V., & Turner, M. (2020). Work-life balance, mental health, and employee turnover in high-stress industries. *Construction Management and Economics, 38*(6), 552–568.

Liu, Y., Zhang, S., & Xu, C. (2021). Cultural perceptions of work-life balance programs and employee turnover. *International Journal of Human Resource Management, 32*(5), 1051–1073.

Masuda, A. D., Poelmans, S. A., & Allen, T. D. (2020). Employer branding and work-life balance: Implications for turnover. *Journal of Vocational Behavior, 118*, 103399.

Ollier-Malaterre, A., McNamara, T., & Sarker, S. (2020). Organizational culture and work-life balance programs. *Journal of Business Research, 116*, 510–520.

Rofcanin, Y., Las Heras, M., & Bakker, A. B. (2019). Work-life balance practices and firm performance. *Human Resource Management, 58*(6), 545–563.

Singh, A., & Khanna, P. (2021). Flexible scheduling and turnover reduction in knowledge industries. *Journal of Organizational Change Management, 34*(3), 459–478.

Smeenk, S., Teelken, C., & Eisinga, R. (2020). The impact of work-life balance on employee retention. *International Journal of Human Resource Management, 31*(14), 1793–1815.

Wang, P., & Walumbwa, F. O. (2020). Family-supportive culture and turnover intentions. *Journal of Applied Behavioral Science, 56*(2), 187–204.